

# EASyS

---

## Technical Manual

### **EASyS seating system - Ergonomic Adjustment and Safety System**

- Models
- Accessories for EASyS
- Accessories for A chassis

# INDEX

## EASyS, ...

... the ergonomic adjustment and safety seating system for rehabilitation strollers, offers a triple safety package to disabled children, to users of rehabilitation strollers, to therapists, and to the specialised trade.

The EASyS seating system with BSS® (Balance Safety System) ensures that sitting, lying and transportation are safe, comfortable, and therapeutically correct.

Thomashilfen, the specialist for rehabilitation strollers, spent several years researching and testing solutions for the weak points and risk factors around the subjects sitting, lying and

transportation, with a team of clinical professionals and engineers. The result is EASyS, the most innovative pediatric seating system, which can be used on several styles of indoor and outdoor frames.

**EASyS with BSS® ensures a higher safety in the rehabilitation stroller.**

For more information about EASyS, please visit our website at: [www.thomashilfen.com](http://www.thomashilfen.com)

## Contents

page

### MODELS

|   |   |
|---|---|
| EASyS 1 + 2 seating system . . . . .                                      | 3 |
| Colour choice . . . . .   | 3 |
| A chassis with EASyS seat unit 1 + 2 . . . . .                            | 4 |
| Q hi/low base with EASyS seat unit 1 + 2 . . . . .                        | 5 |
| Z standard underframe for indoor use with EASyS seat unit 1 + 2 . . . . . | 5 |

### ACCESSORIES FOR EASyS

|  |    |
|--|----|
| Foot straps . . . . .                                    | 6  |
| Calf strap . . . . .                                     | 6  |
| Abduction block . . . . .                                | 6  |
| Grip rail . . . . .                                      | 6  |
| Grip rail, strong curved . . . . .                       | 7  |
| Tray, transparent . . . . .                              | 7  |
| 2-point pelvic belt with front pull . . . . .            | 7  |
| 4-point pelvic belt with front pull . . . . .            | 7  |
| Soft pelvic harness . . . . .                            | 8  |
| Butterfly/chest harness . . . . .                        | 8  |
| Butterflychest harness, flexible . . . . .               | 8  |
| Seat waistcoat . . . . .                                 | 8  |
| H-belt . . . . .   | 9  |
| Lateral trunk support with chest belt . . . . .          | 9  |
| Lateral trunk support . . . . .                          | 9  |
| Lateral head support . . . . .                           | 9  |
| Head support, flexible small + large + lateral . . . . . | 10 |
| Lateral head support, 45° . . . . .                      | 10 |
| Side padding, coloured . . . . .                         | 11 |
| Sleeping bag (padded + woven fur) . . . . .              | 12 |
| Accessory bag . . . . .                                  | 12 |
| Rain cape, grey . . . . .                                | 12 |
| Frame padding . . . . .                                  | 13 |
| Umbrella . . . . .                                       | 13 |
| Transparent cover with leg blanket . . . . .             | 13 |
| Sun and rain cover with leg blanket . . . . .            | 14 |
| Sun and rain cover without leg blanket . . . . .         | 14 |
| Rain shield for sun and rain cover . . . . .             | 14 |

### ACCESSORIES FOR A CHASSIS

|  |    |
|--|----|
| Pneumatic wheels (surcharge + upgrade kit) . . . . . | 15 |
| Tip assist . . . . .                                 | 15 |
| Transit tie down system . . . . .                    | 15 |
| Tilt-in-space lever, at push bar . . . . .           | 15 |



## EASyS 1 seating system

|   |  |
|---|--|
| <b>Item code</b>                            | <b>6609*</b>   |
| <b>Seat depth</b>                           | 19 - 30 cm / 7.5 - 11.8"   |
| <b>Seat width</b>                           | 19 - 31 cm / 7.5 - 12.2"   |
| <b>Back height</b>                          | 40 - 65 cm / 15.7 - 25.6"  |
| <b>Lower leg length</b>                     | 17 - 30 cm / 6.7 - 11.8"   |
| <b>Size of hip guide (w x h)</b>            | 12 x 23 cm / 4.7 x 9.1"  |
| <b>Knee angle</b> (adjustable in 15° steps) | 90° to 180°  |
| <b>Hip angle</b>                            | 90° to 180°  |
| <b>Foot angle</b>                           | 78° to 100°  |
| <b>Size of foot rest (w x l)</b>            | 28.5 x 18 cm / 11.2 x 7.1"   |
| <b>Overall dimensions (w x h x l)</b>       | 38 x 98 x 64 cm / 15 x 38.6 x 25.2"  |
| <b>Folded dimensions (w x h x l)</b>        | 38 x 40 x 68 cm / 15 x 15.7 x 26.8"  |
| <b>Carrying capacity</b>                    | 35 kg / 77.2 lb  |
| <b>Weight</b>                               | 7.7 kg / 17 lb   |
| <b>Material</b>                             | upholstery: PES fabrics, 3-mesh- air-comfort-interlaced yarns (AGW)<br>seat: aluminium tubular frame, plastic assembly units |

\* US only: 660951, 660952, 660953



## EASyS 2 seating system

|   |   |
|---|---|
| <b>Item code</b>                            | <b>6709*</b>  |
| <b>Seat depth</b>                           | 27 - 38 cm / 10.6 - 15"   |
| <b>Seat width</b>                           | 25 - 36 cm / 9.8 - 14.2"  |
| <b>Back height</b>                          | 53 - 73 cm / 20.9 - 28.7"   |
| <b>Lower leg length</b>                     | 25 - 36 cm / 9.8 - 14.2"  |
| <b>Size of hip guide (w x h)</b>            | 15 x 30 cm / 5.9 x 11.8"  |
| <b>Knee angle</b> (adjustable in 15° steps) | 90° to 180°   |
| <b>Hip angle</b>                            | 90° to 180°   |
| <b>Foot angle</b>                           | 78° to 100°   |
| <b>Size of foot rest (w x l)</b>            | 33 x 21 cm / 12.9 x 8.2"  |
| <b>Overall dimensions (w x h x l)</b>       | 45 x 116 x 76 cm / 17.7 x 45.7 x 29.9"  |
| <b>Folded dimensions (w x h x l)</b>        | 45 x 42 x 84 cm / 17.7 x 16.5 x 33.1"   |
| <b>Carrying capacity</b>                    | 40 kg / 88.2 lb   |
| <b>Weight</b>                               | 9.4 kg / 20.7 lb  |
| <b>Material</b>                             | upholstery: PES fabrics, 3-mesh-air-comfort-interlaced yarns (AGW)<br>seat: aluminium tubular frame, plastic assembly units |

\* US only: 670951, 670952, 670953

### Features

Seat unit with BSS® (Balance Safety System), physiological pivots for the hip- and knee joint, breathable seat and back upholstery with reflective safety-seams, fire retardant fabrics, lateral body guides, height adjustable footrest, EASyS click-system for an easy seat installation / removal, continuously adjustable back height, hip angle, seat depth and seat width, easily accessible adjustments using an Allen key, colour choice: Classic


## Colour choice




Aqua



Berry



Flora



Classic



Sand

# MODELS



| A chassis, swivel front wheels          | Size 1   | Size 2                                     |
|---|--|--|
| <b>Item code chassis and seat unit</b>  | <b>6204</b>  | <b>6404</b>                                |
| <b>Item code chassis</b>                | <b>6202</b>  | <b>6402</b>                                |
| <b>Seat tilt-in-space</b>               | -10° to +45°   | -10° to +40°                               |
| <b>Seat height</b>                      | 48 cm / 18.9"  | 54 cm / 21.3"                              |
| <b>Overall dimensions (w x h x l)</b>   | 59 x 104 x 100 cm<br>23.2 x 40.9 x 39.4"   | 69.5 x 111 x 111 cm<br>27.4 x 43.7 x 43.7" |
| <b>Folded dimensions (w x h x l)</b>    | 59 x 50 x 88 cm<br>23.2 x 19.7 x 34.6"   | 69.5 x 52 x 99 cm<br>27.4 x 20.5 x 39"     |
| <b>Push bar height</b>                  | 92 - 114 cm<br>36.2 - 44.9"  | 92 - 120 cm<br>36.2 - 47.2"                |
| <b>Wheel size swivel wheels (front)</b> | 7.5"   | 7.5"                                       |
| <b>Wheel size (rear)</b>                | 10"  | 10"  |
| <b>Carrying capacity</b>                | 35 kg / 77.2 lb  | 40 kg / 88.2 lb                            |
| <b>Weight (including seat unit)</b>     | 15.9 kg / 35.1 lb  | 18.6 kg / 41 lb                            |
| <b>Material</b>                         | aluminium tubular frame, powder-coated,<br>rim: PP (polypropylene); tire equipment: composition rubber |  |

## Features

- Chassis:** lightweight and stable chassis, foldable (compact folded dimensions), lockable seat suspension, continuously adjustable seat tilt-in-space, height adjustable push bar with biocompatible soft grip, foot brake, rim: PP (polypropylene); tire equipment: composition rubber, swivelling front wheels (with locking option), removable basket
- Seat unit:** see page 3, both front and rear facing seat, colour choice: Classic



| A chassis, fixed front wheels          | Size 1   | Size 2                                   |
|--|--|--|
| <b>Item code chassis and seat unit</b> | <b>6200</b>  | <b>6400</b>                              |
| <b>Seat tilt-in-space</b>              | -10° to +45°   | -10° to +40°                             |
| <b>Seat height</b>                     | 48 cm / 18.9"  | 54 cm / 21.3"                            |
| <b>Overall dimensions (w x h x l)</b>  | 64 x 104 x 100 cm<br>25.2 x 40.9 x 39.4"   | 68 x 111 x 105 cm<br>26.8 x 43.7 x 41.3" |
| <b>Folded dimensions (w x h x l)</b>   | 64 x 50 x 88 cm<br>25.2 x 19.7 x 34.6"   | 68 x 52 x 99 cm<br>26.8 x 20.5 x 39"     |
| <b>Push bar height</b>                 | 92 - 114 cm<br>36.2 - 44.9"  | 92 - 120 cm<br>36.2 - 47.2"              |
| <b>Wheel size</b>                      | 10"  | 10"                                      |
| <b>Carrying capacity</b>               | 35 kg / 77.2 lb  | 40 kg / 88.2 lb                          |
| <b>Weight (including seat unit)</b>    | 16.7 kg / 36.8 lb  | 19.5 kg / 43 lb                          |
| <b>Material</b>                        | aluminium tubular frame, powder-coated,<br>rim: PP (polypropylene); tire equipment: composition rubber |  |

## Features

- Chassis:** lightweight and stable chassis, foldable (compact folded dimensions), lockable seat suspension, continuously adjustable seat tilt-in-space, height adjustable push bar with biocompatible soft grip, foot brake, rim: PP (polypropylene); tire equipment: composition rubber, fixed front wheels, removable basket
- Seat unit:** see page 3, both front and rear facing seat, colour choice: Flora



| Q hi/low base                            | Size 1   | Size 2                                 |
|--|--|--|
| <b>Item code chassis and seat unit</b>   | <b>6666 + 6609</b>                                 | <b>6666 + 6709</b>                     |
| <b>Seat tilt-in-space</b>                | -7° to +31°  | -7° to +31°                            |
| <b>Seat height (including seat unit)</b> | 29 - 69 cm<br>11.4 - 27.2"                         | 29 - 69 cm<br>11.4 - 27.2"             |
| <b>Overall dimensions (w x h x l)</b>    | 54 x 59 x 73 cm<br>21.3 x 23.2 x 28.7"             | 54 x 59 x 73 cm<br>21.3 x 23.2 x 28.7" |
| <b>Folded dimensions (w x h x l)</b>     | 54 x 24 x 73 cm<br>21.3 x 9.4 x 28.7"              | 54 x 24 x 73 cm<br>21.3 x 9.4 x 28.7"  |
| <b>Adapter height</b>                    | 21 - 60 cm<br>8.3 - 23.6"                          | 21 - 60 cm<br>8.3 - 23.6"              |
| <b>Wheel size swivel wheels (front)</b>  | 100 mm / 4"  | 100 mm / 4"                            |
| <b>Wheel size swivel wheels (rear)</b>   | 100 mm / 4" (brake)                                | 100 mm / 4" (brake)                    |
| <b>Carrying capacity (chassis)</b>       | 50 kg / 110.2 lb                                   | 50 kg / 110.2 lb                       |
| <b>Weight (without seat unit)</b>        | 13.5 kg / 29.7 lb                                  | 13.5 kg / 29.7 lb                      |
| <b>Material</b>                          | aluminium tubular frame, powder-coated, PU castors |  |

#### Features

Hi / low base: comfortable indoor base, easy height and seat tilt-in-space adjustment with gas spring (foot engaged), 4 swivelling castors (2 lockable),  
 Seat unit: see page 3, colour choice: Classic



| Z standard underframe<br>for indoor use | Size 1             | Size 2      |
|---|--------------------|-------------|
| <b>Item code chassis and seat unit</b>  | <b>6691 + 6609</b> | <b>6691</b> |

# ACCESSORIES FOR EASyS



| Foot straps        | Size 1        | Size 2        |
|--------------------|---------------|---------------|
| <b>Item code</b>   | <b>6648</b>   | <b>6648</b>   |
| <b>Belt length</b> | 86 cm / 33.9" | 86 cm / 33.9" |



| Calf strap          | Size 1                               | Size 2   |
|---------------------|--------------------------------------|----------|
| <b>Item code</b>    | <b>6635</b>                          | standard |
| <b>Size (w x h)</b> | 30.5 x 7.5 x 0.5 cm<br>12 x 3 x 0.2" | -        |



| Abduction block         | Size 1                            | Size 2                               |
|-------------------------|-----------------------------------|--------------------------------------|
| <b>Item code</b>        | <b>6620</b>                       | <b>6720</b>                          |
| <b>Size (w x h x l)</b> | 6 x 9 x 10 cm<br>2.4 x 3.5 x 3.9" | 7 x 10.5 x 11 cm<br>2.8 x 4.1 x 4.3" |



| Grip rail                        | Size 1                                  | Size 2                              |
|----------------------------------|---|-------------------------------------|
| <b>Item code</b>                 | <b>6621</b>                             | <b>6721</b>                         |
| <b>Height to seating surface</b> | 11.5 / 14 / 16.5 cm<br>4.5 / 5.5 / 6.5" | 17 / 19 / 22 cm<br>6.7 / 7.5 / 8.7" |
| <b>Width (inner dimension)</b>   | 34 cm / 13.4"                           | 38 cm / 15"                         |

# ACCESSORIES FOR EASyS



## Grip rail, strong curved Size 1

|                                  |   |
|----------------------------------|---|
| <b>Item code</b>                 | <b>6621/41</b>                          |
| <b>Height to seating surface</b> | 10.5 / 13 / 15.5 cm<br>4.1 / 5.1 / 6.1" |
| <b>Width (inner dimension)</b>   | 34 cm / 13.4"                           |



## Tray, transparent Size 1      Size 2

|                               |                            |                               |
|-------------------------------|----------------------------|-------------------------------|
| <b>Item code</b>              | <b>6628</b>                | <b>6728</b>                   |
| <b>Size (w x l)</b>           | 56 x 33.2 cm<br>22 x 13.1" | 60 x 36.2 cm<br>23.6 x 14.3"  |
| <b>Height to seat surface</b> | 15 - 22 cm<br>5.9 - 8.7"   | 15 - 22 cm<br>5.9 - 8.7"      |
| <b>Inner edge height</b>      | 2.5 cm / 1"                | 2.5 cm / 1"                   |
| <b>Angle adjustment</b>       | approx. 27°                | approx. 27°                   |
| <b>Depth adjustment range</b> | 16 cm / 6.3"               | 19 cm / 7.5"                  |
| <b>Cut-out (w x d)</b>        | 41 x 14 cm<br>16.1 x 5.5"  | 45.5 x 17.5 cm<br>17.9 x 6.9" |
| <b>Material thickness</b>     | 8 mm / 0.3"                | 8 mm / 0.3"                   |
| <b>Colour try plate</b>       | transparent / uncoloured   | transparent / uncoloured      |



## 2-point pelvic belt with front pull Size 1      Size 2

|                            |                       |                         |
|----------------------------|-----------------------|-------------------------|
| <b>Item code</b>           | <b>8420</b>           | <b>8470</b>             |
| <b>Size of pad (w x l)</b> | 15 x 5 cm<br>5.9 x 2" | 17 x 6 cm<br>6.7 x 2.4" |
| <b>Belt length</b>         | 120 cm / 47.2"        | 120 cm / 47.2"          |



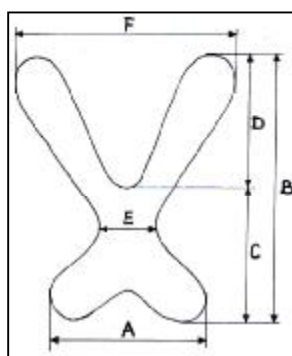
## 4-point pelvic belt with Front-Pull Size 1      Size 2

|                            |                       |                         |
|----------------------------|-----------------------|-------------------------|
| <b>Item code</b>           | <b>8421</b>           | <b>8471</b>             |
| <b>Size of pad (w x l)</b> | 15 x 5 cm<br>5.9 x 2" | 17 x 6 cm<br>6.7 x 2.4" |
| <b>Rear belt length</b>    | 120 cm / 47.2"        | 120 cm / 47.2"          |
| <b>Front belt length</b>   | 50 cm / 19.7"         | 50 cm / 19.7"           |

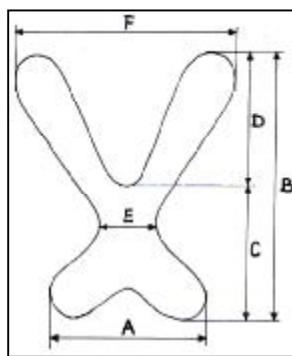
# ACCESSORIES FOR EASyS



| Soft pelvic harness             | Size 1        | Size 2          |
|---------------------------------|---------------|-----------------|
| <b>Item code</b>                | <b>6614</b>   | <b>6714</b>     |
| <b>Width rear cover surface</b> | 21 cm / 8.3"  | 26.5 cm / 10.4" |
| <b>Belt length</b>              | 45 cm / 17.7" | 45 cm / 17.7"   |



| Butterfly/chest harness | Size S         | Size M          | Size L          |
|-------------------------|----------------|-----------------|-----------------|
| <b>Artikel-Nr.</b>      | <b>6616</b>    | <b>6617</b>     | <b>6717</b>     |
| <b>A</b>                | 18.5 cm / 7.3" | 25 cm / 9.8"    | 26.5 cm / 10.4" |
| <b>B</b>                | 31 cm / 12.2"  | 33.5 cm / 13.2" | 45 cm / 17.7"   |
| <b>C</b>                | 15 cm / 5.9"   | 18.5 cm / 7.3"  | 23 cm / 9.1"    |
| <b>D</b>                | 16 cm / 6.3"   | 17 cm / 6.7"    | 23.5 cm / 9.3"  |
| <b>E</b>                | 11.5 cm / 4.5" | 10.5 cm / 4.1"  | 12 cm / 4.7"    |
| <b>F</b>                | 17.7 cm / 7"   | 21.5 cm / 8.5"  | 25 cm / 9.8"    |



| Butterfly/chest harness, flexible, neoprene | Size S         | Size M         |
|---|----------------|----------------|
| <b>Item code</b>                            | <b>6385</b>    | <b>6585</b>    |
| <b>A</b>                                    | 12 cm / 4.7"   | 18 cm / 7.1"   |
| <b>B</b>                                    | 21 cm / 8.3"   | 31 cm / 12.2"  |
| <b>C</b>                                    | 11.5 cm / 4.5" | 13.5 cm / 5.3" |
| <b>D</b>                                    | 9.5 cm / 3.7"  | 17.5 cm / 6.9" |
| <b>E</b>                                    | 5 cm / 2"      | 10 cm / 3.9"   |
| <b>F</b>                                    | 21 cm / 8.3"   | 25 cm / 9.8"   |



| Seat waistcoat             | Size S                     | Size M                     | Size L                     |
|----------------------------|----------------------------|----------------------------|----------------------------|
| <b>Item code</b>           | <b>6631</b>                | <b>6632</b>                | <b>6731</b>                |
| <b>Size of pad (w x d)</b> | 29 x 29 cm<br>11.4 x 11.4" | 36 x 37 cm<br>14.2 x 14.6" | 41 x 44 cm<br>16.1 x 17.3" |
| <b>Belt length</b>         | 90 cm / 35.4"              | 90 cm / 35.4"              | 90 cm / 35.4"              |

# ACCESSORIES FOR EASyS



| H-belt, padded                      | Size 1                | Size 2                |
|-------------------------------------|-----------------------|-----------------------|
| <b>Item code</b>                    | <b>6629</b>           | <b>6629</b>           |
| <b>Size of shoulder pad (w x l)</b> | 5 x 15 cm<br>2 x 5.9" | 5 x 15 cm<br>2 x 5.9" |
| <b>Length of shoulder harness</b>   | 90 cm / 35.4"         | 90 cm / 35.4"         |
| <b>Length of pelvic harness</b>     | 90 cm / 35.4"         | 90 cm / 35.4"         |



| Lateral trunk support with chest belt | Size 1                   | Size 2                   |
|---------------------------------------|--------------------------|--------------------------|
| <b>Item code</b>                      | <b>6633</b>              | <b>6633</b>              |
| <b>Support surface (h x d)</b>        | 10 x 22 cm<br>3.9 x 8.7" | 10 x 22 cm<br>3.9 x 8.7" |




| Lateral trunk support | Size 1                   | Size 2                   |
|-----------------------|--------------------------|--------------------------|
| <b>Item code</b>      | <b>6634</b>              | <b>6734</b>              |
| <b>Size (h x d)</b>   | 13 x 13 cm<br>5.1 x 5.1" | 17 x 15 cm<br>6.7 x 5.9" |



| Lateral head support | Size 1                   | Size 2                   |
|----------------------|--------------------------|--------------------------|
| <b>Item code</b>     | <b>6624</b>              | <b>6724</b>              |
| <b>Size (h x d)</b>  | 13 x 11 cm<br>5.1 x 4.3" | 15 x 14 cm<br>5.9 x 5.5" |

# ACCESSORIES FOR EASyS




| Head support flexible, small                                      | Size 1                   | Size 2                   |
|---|--------------------------|--------------------------|
| <b>Item code</b>  | <b>6625</b>              | <b>6625</b>              |
| <b>Support surface (w x h)</b>                                    | 24 x 10 cm<br>9.4 x 3.9" | 24 x 10 cm<br>9.4 x 3.9" |
| <b>Height adjustment</b><br>(starting from top edge of seat unit) | 11 cm / 4.3"             | 11 cm / 4.3"             |
| <b>Depth adjustment</b>   | 14 cm / 5.5"             | 14 cm / 5.5"             |



| Head support flexible, large                                      | Size 1                  | Size 2                  |
|---|-------------------------|-------------------------|
| <b>Item code</b>  | <b>6626</b>             | <b>6626</b>             |
| <b>Support surface (w x h)</b>                                    | 28 x 14 cm<br>11 x 5.5" | 28 x 14 cm<br>11 x 5.5" |
| <b>Height adjustment</b><br>(starting from top edge of seat unit) | 11 cm / 4.3"            | 11 cm / 4.3"            |
| <b>Depth adjustment</b>   | 14 cm / 5.5"            | 14 cm / 5.5"            |



| Head support flexible, lateral                                    | Size 1                    | Size 2                    |
|---|---------------------------|---------------------------|
| <b>Item code</b>  | <b>6627</b>               | <b>6627</b>               |
| <b>Support surface (w x h)</b>                                    | 40 x 15 cm<br>15.7 x 5.9" | 40 x 15 cm<br>15.7 x 5.9" |
| <b>Height adjustment</b><br>(starting from top edge of seat unit) | 11 cm / 4.3"              | 11 cm / 4.3"              |
| <b>Depth adjustment</b>   | 14 cm / 5.5"              | 14 cm / 5.5"              |



| Lateral head supports, 45° | Size 1                   | Size 2                   |
|----------------------------|--------------------------|--------------------------|
| <b>Item code</b>           | <b>6623</b>              | <b>6623</b>              |
| <b>Size (h x d)</b>        | 10 x 12 cm<br>3.9 x 4.7" | 10 x 12 cm<br>3.9 x 4.7" |

# ACCESSORIES FOR EASyS



| Side padding, aqua | Size 1 | Size 2 |
|--------------------|--------|--------|
| Item code          | 6250   | 6450   |




| Side padding, berry | Size 1 | Size 2 |
|---------------------|--------|--------|
| Item code           | 6252   | 6452   |



| Side padding, flora | Size 1 | Size 2 |
|---------------------|--------|--------|
| Item code           | 6254   | 6454   |



| Side padding, classic | Size 1 | Size 2 |
|-----------------------|--------|--------|
| Item code             | 6251   | 6451   |



| Side padding, sand | Size 1 | Size 2 |
|--------------------|--------|--------|
| Item code          | 6253   | 6453   |

# ACCESSORIES FOR EASyS



| Sleeping bag, padded                      | Size 1                                     | Size 2                                      |
|---|--|---|
| <b>Item code</b>                          | <b>6619</b>                                | <b>6719</b>                                 |
| <b>Bottom part of leg blanket (w x l)</b> | 35 x (68 - 80) cm<br>13.8 x (26.8 - 31.5)" | 40 x (90 - 104) cm<br>15.7 x (35.4 - 40.9)" |
| <b>Leg blanket (lower leg length)</b>     | 31 cm / 12.2"                              | 43 cm / 16.9"                               |

| Sleeping bag, woven fur                   | Size 1                                     | Size 2                                      |
|---|--|---|
| <b>Item code</b>                          | <b>6618</b>                                | <b>6718</b>                                 |
| <b>Bottom part of leg blanket (w x l)</b> | 35 x (68 - 80) cm<br>13.8 x (26.8 - 31.5)" | 40 x (90 - 104) cm<br>15.7 x (35.4 - 40.9)" |
| <b>Leg blanket (lower leg length)</b>     | 31 cm / 12.2"                              | 43 cm / 16.9"                               |



| Accessory bag                    | Size 1                              | Size 2                              |
|----------------------------------|-------------------------------------|-------------------------------------|
| <b>Item code</b>                 | <b>6639</b>                         | <b>6639</b>                         |
| <b>Size (w x h x d)</b>          | 30 x 24 x 7 cm<br>11.8 x 9.4 x 2.8" | 30 x 24 x 7 cm<br>11.8 x 9.4 x 2.8" |
| <b>Number of pockets</b>         | 4 (2x S; 2x L)                      | 4 (2x S; 2x L)                      |
| <b>Pocket size small (w x h)</b> | 13 x 13 cm<br>5.1 x 5.1"            | 13 x 13 cm<br>5.1 x 5.1"            |
| <b>Pocket size large (w x h)</b> | 30 x 24 cm<br>11.8 x 9.4"           | 30 x 24 cm<br>11.8 x 9.4"           |



| Rain cape, grey                         | Size 1         | Size 2         |
|---|----------------|----------------|
| <b>Item code</b>                        | <b>6340</b>    | <b>6540</b>    |
| <b>Length of blanket (without hood)</b> | 125 cm / 49.2" | 140 cm / 55.1" |

## ACCESSORIES FOR EASyS



| Frame padding            | Size 1                                   | Size 2                                   |
|--------------------------|--|--|
| Item code                | <b>6622</b>                              | <b>6622</b>                              |
| Outer dimensions (w x h) | (10 - 15) x 45 cm<br>(3.9 - 5.9) x 17.7" | (10 - 15) x 45 cm<br>(3.9 - 5.9) x 17.7" |



| Umbrella   | Size 1        | Size 2        |
|------------|---------------|---------------|
| Item code  | <b>6594</b>   | <b>6594</b>   |
| Diameter Ø | 65 cm / 25.6" | 65 cm / 25.6" |
| Height     | 75 cm / 29.5" | 75 cm / 29.5" |



| Transparent cover with leg blanket | Size 1                      | Size 2                      |
|------------------------------------|-----------------------------|-----------------------------|
| Item code                          | <b>6638</b>                 | <b>6638</b>                 |
| Hood (w x h, inner dimension)      | 43 x 51 cm<br>16.9 x 20.1"  | 43 x 51 cm<br>16.9 x 20.1"  |
| Size leg blanket (w x l)           | 43 x 100 cm<br>16.9 x 39.4" | 43 x 100 cm<br>16.9 x 39.4" |

# ACCESSORIES FOR EASyS



| Sun and rain cover<br>with leg blanket | Size 1                          | Size 2                          |
|--|---------------------------------|---------------------------------|
| <b>Item code</b>                       | <b>6637/6</b>                   | <b>6637/6</b>                   |
| <b>Hood</b> (w x h, inner dimension)   | 43 x 51 cm<br>16.9 x 20.1"      | 43 x 51 cm<br>16.9 x 20.1"      |
| <b>Hood pocket</b> (w x h x d)         | 24 x 28 x 5 cm<br>9.4 x 11 x 2" | 24 x 28 x 5 cm<br>9.4 x 11 x 2" |
| <b>Size leg blanket</b> (w x l)        | 43 x 100 cm<br>16.9 x 39.4"     | 43 x 100 cm<br>16.9 x 39.4"     |



| Sun and rain cover<br>without leg blanket | Size 1                          | Size 2                          |
|---|---------------------------------|---------------------------------|
| <b>Item code</b>                          | <b>6637/61</b>                  | <b>6637/61</b>                  |
| <b>Hood</b> (w x h, inner dimension)      | 43 x 51 cm<br>16.9 x 20.1"      | 43 x 51 cm<br>16.9 x 20.1"      |
| <b>Hood pocket</b> (w x h x d)            | 24 x 28 x 5 cm<br>9.4 x 11 x 2" | 24 x 28 x 5 cm<br>9.4 x 11 x 2" |



| Rain shield<br>for sun and rain cover | Size 1                      | Size 2                      |
|---------------------------------------|-----------------------------|-----------------------------|
| <b>Item code</b>                      | <b>6739</b>                 | <b>6739</b>                 |
| <b>Hood</b> (w x h, inner dimension)  | 43 x 51 cm<br>16.9 x 20.1"  | 43 x 51 cm<br>16.9 x 20.1"  |
| <b>Opening</b> (w x h)                | 33 x 34 cm<br>12.9 x 13.4"  | 33 x 34 cm<br>12.9 x 13.4"  |
| <b>Size leg blanket</b> (w x l)       | 60 x 120 cm<br>23.6 x 47.2" | 60 x 120 cm<br>23.6 x 47.2" |

# ACCESSORIES FOR A CHASSIS



## Pneumatic wheels

|                                  |      |
|----------------------------------|------|
| Item code surcharge              | 6646 |
| Item code upgrade kit            | 6647 |
| Wheel size swivel wheels (front) | 7.5" |
| Wheel size (rear)                | 10"  |



## Tip-assist

|               |                       |
|---------------|-----------------------|
| Item code     | 6750                  |
| Tread (w x l) | 4 x 8 cm / 1.6 x 3.1" |



## Transit tie down system

|           |   |
|-----------|---|
| Item code | 67839   |
| Norm      | ISO 7176/19 and<br>ANSI/RESNA WC/vol. 1 - Section 19 6/22/99 Draft  |
| Hint      | restraint system not included in delivery<br>For further information please call:<br>+49 (0) 4761 / 886-68 or -63 |



## Tilt-in space lever at push bar

|           |   |
|-----------|---|
| Item code | 6749  |
| Hint      | available for A chassis constructed from Dec. 06 on |



Member of the International  
Support Association for the  
Rehabilitation of Children and Youths e.V.

---



Walkmühlenstraße 1 · D - 27432 Bremervörde  
Phone: +49 (0) 47 61 / 8 86-68 or -63 · Fax: +49 (0) 47 61 / 8 86-19  
E-mail: [info@thomashilfen.de](mailto:info@thomashilfen.de) · [www.thomashilfen.com](http://www.thomashilfen.com)