



Rehab strollers

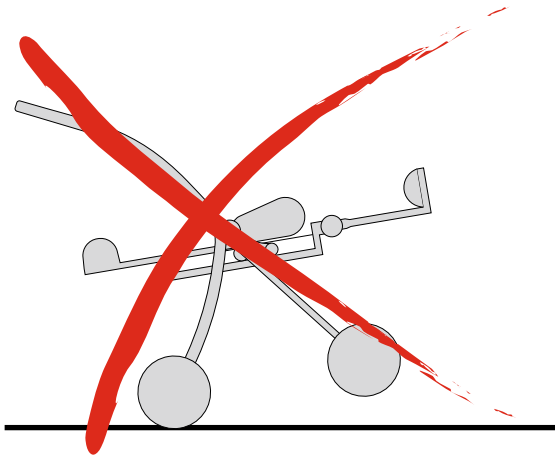
for children with special needs


Thomashilfen

EASyS – The rehab stroller with safety seat



- Thanks to the BSS® Balance Safety System a child can lie down in full reclined position without the risk of tipping over
- Easily change the child's viewing direction by turning the seat unit:
The child can either face their parents or the driving direction
- Modern and flexible design offers a selection of upholstery styles



No tipping risk –
thanks to the
EASyS rehab stroller
with safety seat



EASyS – The rehab stroller with safety seat

Functions



Patented BSS® Balance Safety System:

Eliminates the risk of tipping over by automatically shifting the centre of gravity



Adjustable seat depth and -width



Back height adjustment with integrated extension of lateral body guides




Adjustable seat tilt-in-space




Practical lever for easy seat tilt-in-space adjustment



Easy mounting of the seat and quick change of the viewing direction




Special seat suspension which can be locked for less movement



Extra big basket offers lots of storage space, ideal for travelling

Make your choice
between the different
upholstery styles
- without extra charge!



Technical data	EASys 1	EASys 2
Seat depth	16 - 28 cm / 6.3 - 11"	24 - 35 cm / 9.4 - 13.8"
Seat width	19 - 31 cm / 7.5 - 12.2"	25 - 36 cm / 9.8 - 14.2"
Back height	40 - 65 cm / 15.7 - 25.6"	53 - 73 cm / 20.9 - 28.7"
Lower leg length	17 - 30 cm / 6.7 - 11.8"	25 - 36 cm / 9.8 - 14.2"
Hip angle	90° to 180°	90° to 180°
Knee angle	90° to 180°	90° to 180°
Foot angle	78° to 100°	78° to 100°
Turning range of seat	180°	180°
Size of hip guide (w x h)	12 x 23 cm / 4.7 x 9.1"	15 x 30 cm / 5.9 x 11.8"
Size of foot rest (w x d)	29 x 18 cm / 11.4 x 7.1"	33 x 21 cm / 13 x 8.3"
Overall dimensions (l x w x h)	58 x 38 x 61 cm 22.8 x 15 x 24"	63 x 44 x 64 cm 24.8 x 17.3 x 25.2"
Folded dimensions (l x w x h)	73 x 38 x 28 cm 28.7 x 15 x 11"	85 x 44 x 29 cm 33.5 x 17.3 x 11.4"
Weight	7.7 kg / 17 lb	9.4 kg / 20.7 lb
Carrying capacity (seat)	35 kg / 77.2 lb	40 kg / 88.2 lb

Technical data	A1 chassis	A2 chassis
Seat tilt-in-space	-10° to +35°	-10° to +35°
Seat height	48 cm / 18.9"	54 cm / 21.3"
Push bar height	92 - 114 cm 36.2 - 44.9"	92 - 120 cm 36.2 - 47.2"
Overall dimensions (l x w x h) (incl. EASys seat unit)	87 x 59 x 99 cm 34.3 x 23.2 x 39"	80 x 73 x 99 cm 31.5 x 28.7 x 39"
Folded dimensions (l x w x h) (incl. EASys seat unit)	81 x 59 x 49 cm 31.9 x 23.2 x 19.3"	90 x 73 x 47 cm 35.4 x 28.7 x 18.5"
Wheel size swivel wheels (front)	7.5"	7.5"
Wheel size (rear)	10"	10"
Weight (without seat unit)	8.2 kg / 18.1 lb	9.2 kg / 20.3 lb
Carrying capacity (without seat)	35 kg / 77.2 lb	40 kg / 88.2 lb

EASyS – The rehab stroller with safety seat


Chassis



A chassis:
The versatile outdoor frame



Q hi/low base:
For both size 1 and 2 EASyS



Z hi/low base:
The alternative base frame

Accessories (many more available)



4-point pelvic belt with front pull (2-point pelvic belt available)



Butterfly / chest harness and abduction block



Lateral trunk support (rigid) and lateral head support



Seat waistcoat and grip rail



Lateral trunk support (flexible) with chest belt



Accessory bag



Sleeping bag



Sun and rain cover with leg blanket



Buggy board maxi by Lascal
(please note: available in children's stores)



Further product info
on the internet:

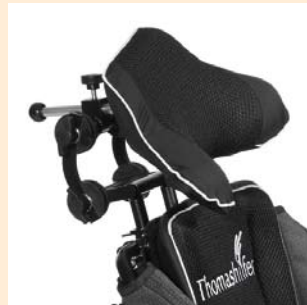
www.thomashilfen.com

Technical data	Q hi/low base	Z hi/low base	Products	EASyS 1	EASyS 2
Seat tilt-in-space	-7° to +31°	-15° to +35°	EASyS seating system with A chassis, swivel front wheels with swivel lock	6205	6405
Seat height	29 - 69 cm 11.4 - 27.2"	39 - 58.5 cm 15.4 - 23"	EASyS seating system with A chassis, with transit tie-down-system	6204	6404
Adapter height	21 - 60 cm 8.3 - 23.6"	-	EASyS seating system (without chassis)	6609	6709
Overall dimensions (l x w x h)	76 x 54 x (25 - 62) cm 29.9 x 21.3 x (9.8 - 24.4")	65 x 54 x (33 - 51) cm 25.6 x 21.3 x (13 - 20.1")	A chassis, swivel front wheels with swivel lock	6201	6401
Wheel size swivel wheels	100 mm / 4"	3"	A chassis, fixed front wheels	6200	6400
Weight (without seat unit)	13.5 kg / 29.8 lb	7.2 kg / 15.9 lb	A chassis, with transit tie-down system	6202	6402
Carrying capacity (incl. seat)	50 kg / 110.2 lb	40 kg / 88.2 lb	Q hi/low base	6666	6666
			Z hi/low base	6691	6691

Rehab stroller **EASyS Modular**


- Three-dimensional adjustable headrest for optimum adaptation and support (three versions)
- Large variety of adjustments for optimal seating, positioning and comfort in motion
- Small height and depth adjustable arm supports positioned close to the child's body, for relaxed sitting
- For children who need more positioning support

Functions



Variable headrest adjustments on all versions (height, depth, asymmetrically):

Headrest neck support with extreme tilt



Headrest shell



Headrest standard



Lying position with seat tilt-in-space, no tipping risk thanks to the Balance Safety System (BSS®)



Adjustable back recline and tilt-in-space



Easy mounting of the seat and quick change of viewing direction



Lateral hip and arm supports, height and depth adjustable




Growth adjustable seat depth and width

More head support, more positioning options, more comfort and control



Classic grey



Berry

Choose between two upholstery styles

Technical data	Modular 1	Modular 2
Seat depth	16 - 28 cm / 6.3 - 11"	24 - 35 cm / 9.4 - 13.8"
Seat width	20 - 30 cm / 7.9 - 11.8"	26 - 35 cm / 10.2 - 13.8"
Back height*	26 - 42 cm / 10.2 - 16.5"	32 - 52 cm / 12.6 - 20.5"
Lower leg length	17 - 30 cm / 6.7 - 11.8"	25 - 36 cm / 9.8 - 14.2"
Hip angle	90° to 140°	90° to 140°
Knee angle	90° to 180°	90° to 180°
Foot angle	78° to 100°	78° to 100°
Turning range of seat	180°	180°
Height adjustment arm support	10 - 14 cm / 3.9 - 5.5"	12 - 18 cm / 4.7 - 7.1"
Size of arm support (w x h)	21 x 10 cm / 8.3 x 3.9"	29 x 12 cm / 11.4 x 4.7"
Size of foot rest (w x d)	29 x 18 cm / 11.4 x 7.1"	33 x 21 cm / 13 x 8.3"
Overall dimensions (l x w x h)	85 x 41 x 57 cm 33.5 x 16.1 x 22.4"	64 x 48 x 77 cm 25.2 x 18.9 x 30.3"
Folded dimensions without foot rest (l x w x h)	89 x 41 x 38 cm 35 x 16.1 x 15"	90 x 48 x 60 cm 35.4 x 18.9 x 23.6"
Weight (seat)*	7,9 kg / 17.4 lb	9,6 kg / 21.2 lb
Carrying capacity	35 kg / 77.2 lb	40 kg / 88.2 lb

Technical data	A1 chassis	A2 chassis
Seat tilt-in-space	-10° to +35°	-10° to +35°
Seat height	48 cm / 18.9"	54 cm / 21.3"
Push bar height	92 - 114 cm 36.2 - 44.9"	92 - 120 cm 36.2 - 47.2"
Overall dimensions (l x w x h) (incl. EASyS Modular seat unit)	83 x 59 x 99 cm 32.7 x 23.2 x 39"	83 x 64 x 99 cm 32.7 x 25.2 x 39"
Folded dimensions (l x w x h) (incl. EASyS Modular seat unit)	83 x 59 x 59 cm 32.7 x 23.2 x 23.2"	99 x 64 x 75 cm 39 x 25.2 x 29.5"
Wheel size swivel wheels (front)	7.5"	7.5"
Wheel size (rear)	10"	10"
Weight (without seat unit)	8.2 kg / 18.1 lb	9.2 kg / 20.3 lb
Carrying capacity (without seat)	35 kg / 77.2 lb	40 kg / 88.2 lb

* without head rest

Rehab stroller EASyS Modular


Chassis



A chassis:
The versatile outdoor frame




Q hi/low base:
For both size 1 and 2
EASyS Modular



Z hi/low base:
The alternative base frame

Accessories (many more available)



4-point pelvic belt with front
pull (2-point pelvic belt
available)




Seat vest and abduction
block



Lateral trunk support
(flexible) with chest belt



Butterfly / chest harness
(flexible) and grip rail



H-belt



Soft pelvic harness



Sun and rain cover



Umbrella



Technical data	Q hi/low base	Z hi/low base	Products	Modular 1	Modular 2
Seat tilt-in-space	-7° to +31°	-15° to +35°	EASys Modular seating system with A chassis , swivel front wheels with swivel lock	6209	6409
Seat height	29 - 69 cm 11.4 - 27.2"	39 - 58.5 cm 15.4 - 23"	EASys Modular seating system with A chassis , with transit tie-down-system	6208	6408
Adapter height	21 - 60 cm 8.3 - 23.6"	-	EASys Modular seating system (w/o chassis)	6609	6709
Overall dimensions (l x w x h)	76 x 54 x (25 - 62) cm 29.9 x 21.3 x (9.8 - 24.4")	65 x 54 x (33 - 51) cm 25.6 x 21.3 x (13 - 20.1")	A chassis , swivel front wheels with swivel lock	6201	6401
Wheel size swivel wheels	100 mm / 4"	3"	A chassis , fixed front wheels	6200	6400
Weight (without seat unit)	13.5 kg / 29.8 lb	7.2 kg / 15.9 lb	A chassis , with transit tie-down system	6202	6402
Carrying capacity (incl. seat)	50 kg / 110.2 lb	40 kg / 88.2 lb	Q hi/low base	6666	6666
			Z hi/low base	6691	6691

Rehab stroller **Swift**



- Solid seat and back rest for a comfortable and firm seat base
- Easy adjustments for simple use
- Backrest reclines to a relaxing position
- Grows a lot with the child due to the seat minimizer


The lightweight stroller – easy folding and quick transport




With seat minimizer
for the little ones

Rehab stroller **Swiftly**

Functions



Fold in no time:
Swiftly folds quickly and easily



Hip angle adjusts with a simple lever




Flip-up footrest for easy transfers




Continuously adjustable seat depth

Accessories (many more available)



Abduction block and grip rail



Butterfly / chest harness



Head pillow and lateral trunk support (rigid)



Sun and rain cover with leg blanket



Basket



Seat minimizer for very small children



Technical data	Swifty
Seat depth (with seat minimizer)	22 (17) - 28.5 cm / 8.6 (6.7) - 11.2"
Seat width (with seat minimizer)	34 cm (23 cm) / 13.4" (9")
Back height	62 cm / 24.4"
Min. shoulder height with seat minimizer	26 cm / 10.2"
Lower leg length (with seat minimizer)	16 (12) - 33 cm / 6.3 (4.7) - 13"
Hip angle	90° to 115°
Foot angle	90°
Seat tilt-in-space fix	+15°
Size of foot rest (w x d)	31 x 18 cm / 12.2 x 7.1"
Overall dimensions (w x h x l)	61 x 102 x 98 cm / 24 x 40.2 x 38.6"
Folded dimensions (w x h x l)	61 x 38 x 73 cm / 24 x 15 x 28.7"
Push bar height	80 - 119 cm / 31.5 - 46.9"
Wheel size swivel wheels (front)	7.5"
Wheel size (rear)	10"
Weight	12.4 kg / 27.3 lb
Carrying capacity	35 kg / 77.2 lb

Products & Accessories	item code
Swifty rehab stroller standard version	6806
Swifty rehab stroller with transit tie-down kit	6806/31
Swifty rehab stroller with swivel lock front wheels	6807
Seat minimizer	6834



Further product info
on the internet:
www.thomashilfen.com



Member of the International
Support Association for the
Rehabilitation of Children and Youths

For further information please contact your local dealer:



Thomas Hilfen für Körperbehinderte GmbH & Co. Medico KG
Walkmühlenstraße 1 · D - 27432 Bremervörde · Germany
Phone: +49 (0) 47 61/8 86-63 or -68 · Fax: +49 (0) 47 61/8 86-19
www.thomashilfen.com